



the optima collection
Chamfered Windows, Doors and Conservatories



Your best home

Welcome to a very special collection of windows, doors and conservatories – Optima. It's a range that balances – beautifully – your needs and your aspirations. It delivers a safe, warm and weatherproof home alongside superb style.

This is no ordinary glazing system. It's revolutionary. Its designers went back to the drawing board to create the best possible solutions. Huge investment has gone into its development and manufacture. Every tiny detail has been perfected, and the precision and quality are second to none. Optima is, simply, a world-class product, made in the UK to quite exceptional standards.

The system is integrated – every component works together for flawless elegance and it performs like a dream. It's slim, but it's strong, highly secure and durable. It's energy efficient with a host of features to ensure your home is always protected from the elements. It's versatile, too, with a clean chamfered shape that looks as good in a newbuild home as it does in one that's centuries old. It's colourful if you want it to be and understated if you don't. Wherever you live, Optima fits perfectly. We believe Optima makes the best possible windows, doors and conservatories.

Your home, we know, would agree.



Optima is *unique*

No other windows, doors or conservatories are produced in the same way and no others have the same great features.

To understand what makes Optima special, you have to know a little about how PVC-U glazing products are manufactured. Each individual section is extruded and shaped at high temperatures. The sections are then passed through water-cooled calibration tanks to ensure precision. If there is any contamination in the water, surface scratches and lines can appear on the finished product.

Optima uses a closed-loop calibration system with filters that prevent contamination. What's more, the system uses less water and power than conventional methods.

The result: a cleaner, greener product with a fantastic finish.

The sections that are used to manufacture windows, doors and conservatories include outer frames which are fixed in place, sashes which open and close, midrails, mullions and transoms that form the shapes and structures. Each section is made from multiple chambers which insulate and provide the rigidity required. In cross-section, the shapes look complex. They have grooves, lugs and locators. These ensure that the glass is held secure, that the seals are weathertight and that hardware and reinforcing stay in place.



The result: a system that is better insulated, better sealed, stronger, more secure and more durable.

Optima is both unique and adaptable

This is an exceptional range with the highest possible standards, but every window frame, every door, every conservatory remains a one-off, made to your order, and with Optima there are options to suit everyone.



With Optima:

- ✔ There are more insulating chambers – your home will be warmer
- ✔ Walls are thickened where screws will be located – handles and hinges will remain firmly fixed
- ✔ Drainage channels are deeper – water won't collect in the frame causing damage
- ✔ Beads are easier to position – your windows are more secure
- ✔ There is more overlap between the sash and the outer frame – frames look slimmer and there's better protection for extreme weather
- ✔ Installation is easier and a perfect, neat and tidy job is much simpler
- ✔ A central Eurogroove makes the system stronger and more secure.



ENERGY RATING



WEATHER PERFORMANCE

Energy efficiency *and* weather performance

The energy performance of windows and doors is measured using a banding system. To meet building regulations, windows must achieve Band C and doors Band E.



These are minimum standards and they're not good enough for Optima.

The designers looked at all aspects of their windows and doors. They added extra features to improve thermal efficiency, more insulating chambers, increased overlap for weather protection and more seals. They looked at wall thicknesses and glazing options. You won't see the difference, you'll feel it. You'll feel it in a home that's more comfortable to live in.

These windows and doors can achieve the highest possible energy ratings of A++. What's more, a triple-glazed option can reach the exceptional standards of insulation targeted by the Passivhaus movement which promotes buildings that need minimal or no space heating or air conditioning. That's smart thinking – for your home, your pocket and the environment.



Saving money, saving the planet

Remember that multi-chambered design we mentioned earlier? It harnesses the insulating power of air to stop heat being lost through the sections. Optima's main outer frames have six insulating chambers. That's already more than most other systems, but for extra protection, we can add thermal inserts. Completely hidden inside the frame, these are made from a recycled composite material. They add to the strength of the frame and increase the number of insulating chambers from six to eight.

The adaptability of the system keeps on delivering. You can choose 24 or 28mm double glazing or opt for a triple-glazed version with 36, 40 or 44mm sealed units. It's possible to reach U-values of 0.8W/m²K. That's a lot of numbers and jargon to take in – sorry. Let's just say Optima can help to keep your home cosy and warm without you having to crank up the boiler.

Protection *and* security

Part of what makes a house a home is that wonderful feeling of closing the door and shutting out the world outside. Your space, your rules, your choices. Even so, when you want a breath of air or feel like letting the world in, you don't want it to be a struggle. Opening a window should be simple. You shouldn't have to be fighting a barrage of locks on every door.

Optima has got it just right.





It's safe and secure for your protection and reassurance.

The difference starts with the attention to detail that's gone into the design.

- ✔ Securely located beads meeting PAS24 standards
- ✔ Strategic wall thickening for secure hardware positioning
- ✔ Impact resistant materials, with high structural integrity
- ✔ Midrails take letterplates with security cowls
- ✔ The Eurogroove is central for superior security and strength.



ENHANCED SECURITY

It's reliable, straightforward and simple for your convenience.

In addition, these windows, doors and conservatories are fitted with the best possible hardware – robust hinges and handles, high-security locks, reassuring multipoint locking systems. That's why the whole suite excels.

We won't compromise your security. If you want the protection of child safety restrictors to prevent windows being opened dangerously wide, we can do that. If you need egress hinges for an emergency escape route, that's no problem. In fact, we're always happy to talk about the security measures you want.

Optima

- ✔ Meets the high standards of security required by the Association of Chief Police Officers' Secured by Design scheme.
- ✔ Is Kitemarked™ by the British Standards Agency and produced in accordance with internationally respected measures of management methods and environmental impact.
- ✔ Is guaranteed. We work hard to ensure that the manufacturing and installation are faultless, but we're more than happy to offer a full insurance-backed, ten-year guarantee.

Secured by Design



Official Police Security Initiative

PAS24

WINDOWS

Not all windows are the same. If you look closely, you'll start to see they're built in different ways and the sections are shaped differently. Some slide to open. Others have opening panes that hang from hinges. Some have gearing that allows them to tilt or swing.





ENERGY
RATING



ENHANCED
SECURITY



WEATHER
PERFORMANCE



Some windows are simple. Others are adorned with period details. Proportions differ, glass differs, colours differ. There are grand bays and bow windows, tiny feature windows in unusual shapes.

There are windows with stained-glass panels, leaded glass, Gothic arches and Georgian bars.

This complexity has evolved naturally. As glass manufacturing techniques improved and building methods changed, windows changed too. They grew in size, becoming features of the architecture, subject to changing tastes and fashion. In the Georgian era, proportion was paramount.

The Victorians loved detail. Today's architects love clean, spare designs.

With Optima, you can choose practically any style of window. With a simple, timeless chamfered shape that's ideal for traditional, heritage or contemporary properties, there will be a window that's perfect for your home.

Casement *windows*

Perhaps the most familiar style of window, casements have opening panes that sit on the outside surface of the frame and open outwards.

The opening panes can be hinged at the top or at the side, and the overall layout of the window can vary from very simple to quite elaborate.

Casements provide their weather protection by forming a seal all around the edge of the opening panes. With insulating non-shrink gaskets and the increased frame overlap, these seals are long lasting and very effective. Rainwater and draughts just don't get through.

That's the technical bit. Now, let's look at the appearance.

With a casement, there really is a vast choice. You don't have to replicate your existing window layout (although if you want to, that's fine). If you've always wanted a larger opening pane – go for it. If you've never been able to reach the handle on a kitchen or bathroom window, we'll sort a layout that helps.

We can add details to complement your architecture, glaze the windows to suit your insulation needs, even offer you a different coloured finish for indoors and out. It's about creating a window that works perfectly and which looks fantastic in your home.



One more thing – even though the system makes a very attractive casement, the view still matters. Optima has perfected the slim sightline. Its sections are elegant and graceful, not chunky. They let more light in and don't impede your view.



★ ★ ★ ★ ★

I didn't expect the effect on our house to be so dramatic. We've now got a home with real kerb appeal.

Lyn Frasier

★ ★ ★ ★ ★

We were helped with every decision throughout the process, and we're delighted with the results. Thanks.

Pete and Sue Wilkins

★ ★ ★ ★ ★

I can feel the quality as well as see it, and it's wonderful to feel so safe and secure.

Nadia Raza



We'd seen tilt and turns before but didn't realise just how practical they were. For our location they're the ideal solution

Sam and Mike Naylor



Tilt and Turn *windows*

In some homes, outwards opening windows aren't the best option. Where there isn't much outdoor space, or for a high elevation, it can be more convenient to choose a style that tilts into the room to open.

But even in a single-storey property with bags of outside space, a Tilt and Turn is often just the ticket – the layouts tend to be simple with a contemporary, streamlined appearance.

Tilt and Turn windows operate using a smart gearing system, driven by the handle. The opening pane is hinged along its base, and with a simple turn of the handle, the window's locking mechanism frees, and the pane can tilt. The movement is limited for your safety – large frames, when glazed can be very heavy – but there's plenty of ventilation and no need to worry about what's happening outside. From the tilted position, close the window and then turn the handle again. The pane now becomes side-hinged and can swing right into your room. You can clean the external glass from the comfort and safety of indoors.

Optima takes a great design idea, the Tilt and Turn, and raises it to new heights. The frames are stronger and slimmer. They have more insulation, more security and more weather protection. The quality shines, and they're tough, reliable and easy to maintain. It's an ingenious window idea made even better.





Flush casement *windows*

When you live in an older or unusual property, standard window designs often end up compromising the appearance of your home.

They don't reflect the original character or style of the building, and although they may function perfectly well, their appearance isn't quite right.

That's why we've developed the Optima Flush Casement. It's different. It recreates the style of traditional craftsman-built timber windows. The opening panes don't stand proud of the frame but sit flush, nestled within it.

This is how casements were built for centuries, but unlike the originals, this system is bang-up-to-date with its performance. It insulates. It has outstanding seals to protect your home from rain and wind, and it's secured with all the best, modern, multipoint locking.

But all the high-tech features aren't allowed to spoil the authentic period styling of these flush casements.

The proportions are perfect, the details are accurate, the handles and stays have all the charm of the originals. Even looking closely, most people have no idea they're looking at a low-maintenance, durable, secure and very energy-efficient window.





We no longer have to worry about the weather – no draughts, no leaks and at last we're warm and cosy.

Dee Sugden



Our neighbours were convinced these windows were timber. That's exactly the result we wanted.

Tom Bullough

Sash windows

The sliding sash window dates back to the 17th century. It's an effective design for promoting air movement and has always had a certain elegance.

But until the advent of modern, low-maintenance materials, sash windows have caused a lot of trouble too. Their cords snap, their timbers rot and they can be very draughty and difficult to look after.

Optima sash windows have all the style and grace of the original designs, but they've solved the issues. These sashes perform to exceptional standards, and because the appearance of sash windows has changed over time, there are all the accessories needed to make sash windows that look fabulous in homes of all sizes from any era.



Every part of these sliding sash windows has the authentic appearance and proportions. It's so good that most planners will happily approve Optima sashes for use in conservation areas.

- ✔ Dedicated sash window hardware – tilt buttons, lift hooks, sash locks, handles or ring pulls
- ✔ Optional sash horns
- ✔ Optional Georgian bars with traditional ovolo shape
- ✔ Optional weather bar

These sashes have a multichambered insulating structure. Draughts are prevented with effective woolpile strips. Flush gaskets keep out the rain, mimicking a traditional putty line, and double-glazed units keep the warmth in your home.

Now you can have sash windows and be comfortable, safe and secure. You can have windows that are easy to maintain – both sashes tilt inwards for cleaning, and you'll never need to use a paintbrush.

And there's more good news – Optima sash windows can achieve a Window Energy Rating of A+

DOORS

Optima's range has every type of door you'll need.

There's the definitive – made-to-impress – front entrance door and the just-popping-outside door. There's the classy French door that simply never dates, the stylish and convenient sliding door, and stunning bifolding doors that don't just transform your home, but which can change your lifestyle too. And every door is a blend of superb quality, advanced design and great thermal performance.



Composite *doors*

As the name suggests, composite doors are made by combining different materials. A rigid core is sealed within a tough, moulded weatherproof skin made of glass-reinforced plastic.

It's an idea that works brilliantly – the doors feel solid and substantial like a timber door, but unlike timber, they won't rot, and they won't shrink and swell when the weather changes.



The composite doors are set within an Optima frame. Manufactured to the same exacting standards as our window frames, the door frames have the same design features:

- ✓ More insulating chambers than other door frames
- ✓ Can incorporate thermal inserts to further enhance their insulating capacity
- ✓ Increased frame overlap giving even better protection against the weather
- ✓ Strategic wall thickening for secure hardware positioning
- ✓ Slim sections with clean chamfered lines
- ✓ Drainage channels are deeper – avoids water damage.



You get fantastic levels of security, weather protection, thermal and sound insulation in a door that needs practically no maintenance, will stand up to all the rigours of a busy home, and which looks amazing.

There's a vast choice of designs too, from the very traditional to the ultra-modern, in a great range of colours and finishes. Literally, there's an Optima composite door for every home.



ENERGY
RATING



ENHANCED
SECURITY



WEATHER
PERFORMANCE

PVC-U *doors*

PVC-U residential doors are a perennial favourite. They're found in every type of home as front and rear entrances and as pedestrian entrances to garages and outbuildings.

There's one simple reason – they are a brilliant door. They're adaptable, they're insulating. They put up with everything – the weather included – and they can take the best-high security locking systems. They need very little care and attention and just keep looking good, year after year.



With Optima PVC-U doors, every one of those features is that bit better: they're stronger, more energy efficient, more resistant to the elements. They're more secure and even more attractive.

The doors are available in a vast range of styles, glazed, half-glazed and unglazed. They can be combined with fixed lights at the side to create a brighter hallway. They can be colourful, bold and cheerful, or subtle with the simplest infill panel and a muted shade.



French *doors*

French doors are wonderfully versatile, bringing a touch of class to any room. They make a great addition to a conservatory and work really well in porches, garden rooms and summer houses.

The simple symmetry of the layout is, of course, part of the charm, but those two opening panes give you lots of options. When closed, they're a great way to add light to a dull room or to let you enjoy more of your garden all year round. You can open one or both leaves depending on the weather or direction of the breeze.

Optima French doors can be configured to open outwards or inwards to suit your space, but that's only the start of the tailoring process. You can dress French doors up with Astragal bars or feature glazing. You can choose the classic Georgian multi-paned appearance or go for pared-back simplicity. Whatever you choose, you'll get incredible standards of finish, thermal performance, security and durability, alongside the benefit of our trademark slim and graceful sections.



Bifolding *doors*

A wall of glass that fills your home with light, allows you to enjoy a superb view and which folds out of the way whenever you want – why wouldn't you choose a bifolding door?

They are gorgeous and make a tremendous difference to your home, but not all bifolding doors are the same. Some have chunky frames. Others don't have the structural strength needed for a large span. With Optima, however, you're choosing a system that's built to cope with the forces of the wind and which incorporates the security you need for peace of mind. You're choosing quality and reliability. You're choosing insulation and style.

These bifolds are always 100 percent bespoke products, made to measure and to your exact specification. Your choice of access door position, your choice of inwards or outwards folding operation, and of course, your choice of finish.





Sliding *doors*

Simply slide the door to one side, and you can connect your indoor and outdoor spaces whenever you want.

Enjoy more light all year round, change the way you live – make small rooms feel bigger or divide one huge space into a more practical arrangement. Sliding doors don't just open up – they open up possibilities. With 2, 3, or 4-pane layouts, and a choice of sliding door position, there are plenty of options. Optima sliding doors are engineered to glide along their tracks. You can open them without moving furnishings or curtains because the layout is streamlined and simple. Just moments to open and moments to close.

When closed, you'll find the superb insulation and weather protection keeps your home, warm, draught free and dry. We've added all the security features you need – anti-jacking technology, anti-bump, multi-hook locks, toughened glass and steel-reinforced frames, and it's worth knowing that Optima sliding doors can be built to meet the UK Police's Secured by Design specification.



CONSERVATORIES

If you're building a conservatory, quality is essential. With Optima, quality is guaranteed.

The system is, simply, built to higher standards. It has every component, every structural element and every feature needed to create a fabulous conservatory or orangery home extension. Optima is engineered to be energy efficient, to be secure and weatherproof, and is designed to need only minimal care. Year after year, your new conservatory will look good and change the way you live.

Decades of expertise have underpinned the development of Optima, and decades of expertise will go into the construction of your conservatory. From computerised modelling of the roofing system, details of heating and power, all the way to the colour of window handles, we'll take you through every decision, so that you get the conservatory or orangery that enhances your home and that works for you.



ENERGY
RATING



ENHANCED
SECURITY



WEATHER
PERFORMANCE

Edwardian

With a square or rectangular footprint and a hipped roof, the Edwardian conservatory is a classic design that can be dressed up or kept clean and simple. It's a layout that fits most properties and the shape is ideal when you want to make the most of the space available.



Victorian

The twin loves of the Victorian era – engineering and detail – are evident in the Victorian conservatory. Finials, ridge cresting and a lovely faceted shape lend a touch of grace to the design, which can look superb on almost any scale.





Gable ended

Instead of the hipped roof of the Edwardian style, a full-height gable end is included. For the same amount of floor space, the gable can make a conservatory feel more open and airy. The gable end is also ideal for feature glazing or a sunburst design.



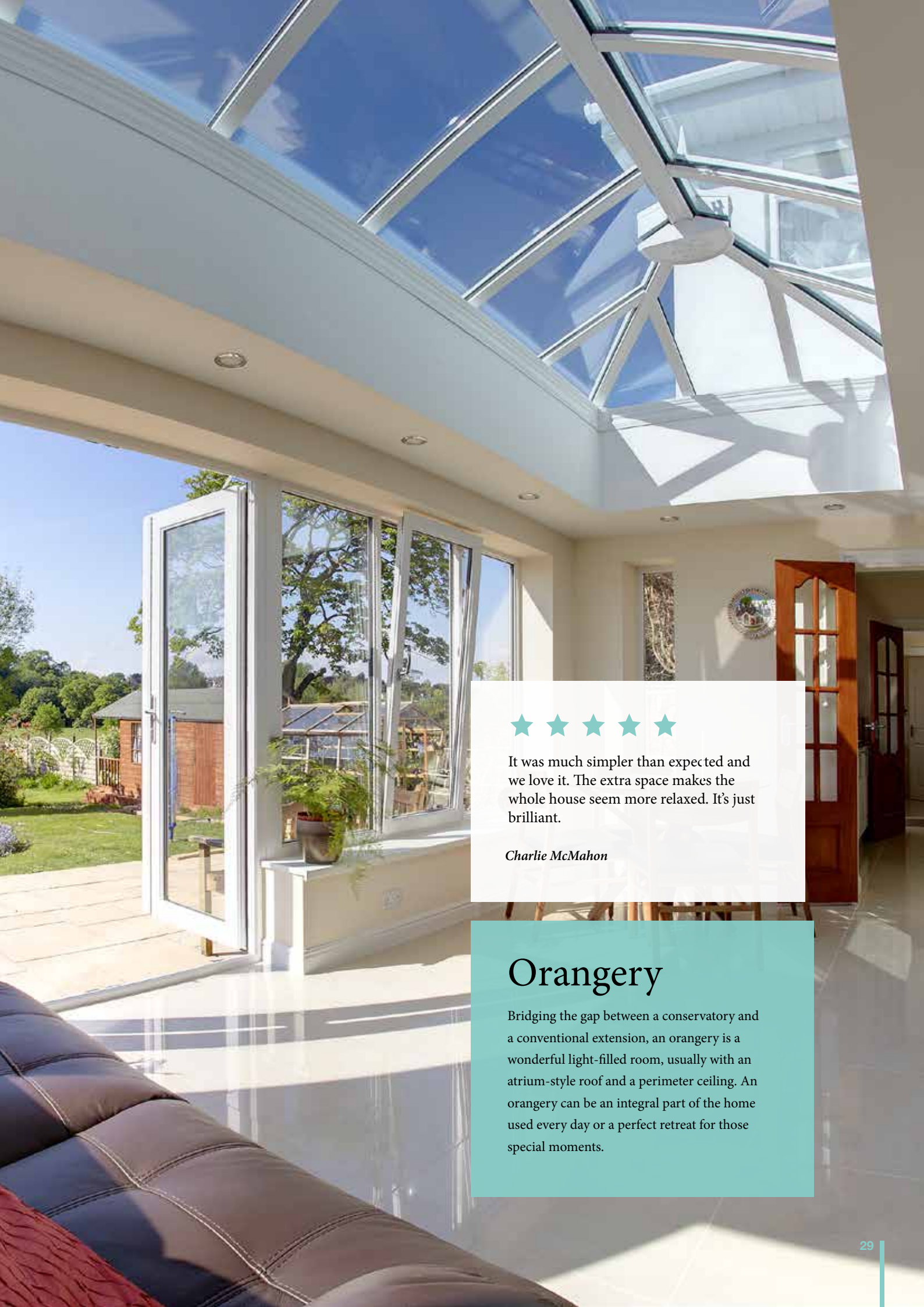
Bespoke

Subject to planning and safety considerations, conservatories can be almost any size and shape. If you want something special, don't be afraid to dream.



Sun-lounge

The simplest layout for a conservatory, a sun-lounge has a single pitched roof over a rectangular or square footprint. Although simple, sun-lounges can look amazing – striking and contemporary or dramatic in bold colours. They're perfect for single storey properties too.



It was much simpler than expected and we love it. The extra space makes the whole house seem more relaxed. It's just brilliant.

Charlie McMahon

Orangerie

Bridging the gap between a conservatory and a conventional extension, an orangerie is a wonderful light-filled room, usually with an atrium-style roof and a perimeter ceiling. An orangerie can be an integral part of the home used every day or a perfect retreat for those special moments.



OPTIONS AND ACCESSORIES

More options, more choice.



Colours

There's something unique about every property. Whether it's the way it's built, its location or the way the garden has been landscaped, our homes express our individuality.

Sometimes we want to stand out, sometimes we want to blend in.

With Optima's wide range of finishes, whatever you want, you can have it. Bold colours, subtle tones, natural wood effects, flat and grained finishes. If you like the idea of a dark frame outside but worry things may feel gloomy indoors, choose a dual-coloured option. If you like the look of painted wood, choose a textured, solid colour – you get the shade you want and the grain of wood without all the effort – a move that's really effective in white or cream.

Your home, your style, your colours.



Hardware

Optima is a state-of-the-art system for windows, doors and conservatories. Naturally, it deserves the best hardware.

We've scoured the top names in hardware – suppliers of hinges, locks, handles, letterplates and door furniture to find products that complement the systems high standards. We've chosen reliable performance, durable finishes and robust materials.

We've also selected a range which allows you to add a little of your personality – a choice of colours and traditional, timeless and contemporary details. Put the wrong handle on a window or door and it will upset you every time you use it. The right handle – with the style, the function and the reassuring feel – will make you smile.



Window Handles

Designed for longevity and durability in beautiful finishes to perfectly complement your windows and doors.



Knockers and Numerals


Your beautiful home should include all the period features and decorative touches that make it special.





Purpose-made accessories

The system has a complete range of accessories, including cills, arched heads, night vents, glazing bars, sash horns and weather bars. Each is designed for a precision fit and the whole range is available in all the Optima colours. The result? – the ability to create windows and doors that look immaculate and which blend beautifully into their surroundings. If you need period details for a heritage property, no problem. If you need secure nighttime ventilation, we've got the answer.




Hinges

Every component of our windows and doors works together for a perfect finish.



Letterplates

Strong and stylish in the same wide range of colours and finishes.



We're always happy to offer advice on hardware because we know that the right choices make all the difference to how a window or door looks and how it operates. That's why our range has been so carefully selected.

Today's hardware is better than ever. Where there are moving parts, products have been tested thousands of times. Locks meet all the latest security standards for your peace of mind. Finishes are both attractive and durable. Handles, hinges, locking systems, door knockers – even decorative touches like house numerals – everything is built to last and designed to work perfectly with your new windows and doors.

This is hardware that works for you, with the style and colours you love and which protects you, your family and your home.

Glass

These days, sealed units are built to be energy efficient, with the glass panes spaced just the right distance apart, and non-conducting materials used in their construction.

Optima windows and doors can be supplied with either double or triple glazing, depending upon insulation requirements.

Glass technology has also advanced. Special low-emissivity coatings can help to insulate your home, other coatings reduce the build-up of atmospheric dirt and grime. There are laminated glass options and toughened glass which we recommend as standard in all our doors.

Glass also comes with a wide variety of decorative finishes. Some are pattern imprinted, conferring a degree of privacy. Frosted or etched glass is also available. There's a wide variety of leaded designs, too, some incorporating coloured or frosted glass which can be very effective when set within Optima doors.

Don't just look through glass, take a closer look at it.



Arctic



Autumn



Chantilly



Charcoal



Contora




Digital



Minster



Stippolyte



Glass is a remarkable material. It's capable of keeping your home warm in the winter and cool in the summer helping you create a comfortable and energy-efficient home. You can choose double-glazed units or if you're looking for the ultimate in insulation, Optima frames are perfect for triple glazing, offering both fantastic thermal performance and even more insulation against external noise.

Glass isn't just about insulation, though. It can be decorative, too, allowing you show your style. Glass can offer privacy, while letting light through. It can be toughened for safety – an essential in glazed doors or windows that are near to floor level.

We only recommend high-quality glass in our Optima frames. Anything less would be a compromise and we'll help you make the right choices for your home and your lifestyle.





The best windows are made from PROFILE 22 | www.profile22.co.uk

PROFILE 22 is PVC-U profile system supplied to local independent manufacturers and installers who contract to install windows, doors and conservatories. PROFILE 22 SYSTEMS cannot be held accountable for manufacture or installation by independent companies. All information in this publication is provided for guidance only and is given in good faith. As it is company policy to continually improve products, methods and materials, changes of specification may be made from time to time without prior notice. This statement does not affect your statutory rights. ©PROFILE 22. Ref: PRO16938

